









2	<p><b>واژگان (Vocabulary)</b></p> <p>(A) کلمه ی ناهماهنگ از لحاظ معنی را مشخص کنید و در نقطه چین بنویسید.</p> <p>1. Shirt – shoe – dinner – hat ( ..... )</p> <p>2. Student – pointing – nurse – Farmer ( ..... )</p> <p>3. Seventy – twenty – tomorrow – fifty ( ..... )</p> <p>4. Cats – hats - birds - dogs ( ..... )</p>
2	<p>(B) جملات زیر را با کلمات داده شده کامل کنید. (یک کلمه اضافی است).</p> <p><b>write – mosque – lunch – ready – putting</b></p> <p>5. Is Atena ..... on her clothes now?      6. I am not ..... for school yet.</p> <p>7. We pray in the ..... every day.      8. Please don't ..... on the wall.</p>
2	<p>(C) جملات ناقص زیر را با کلمات مناسب کامل کنید.</p> <p>9. The day before today was Friday. Tomorrow is .....</p> <p>10. Please come here and ..... down.</p>
2	<p>(D) نام هر تصویر را بنویسید.</p> <div style="display: flex; justify-content: space-around; align-items: center;"> <div style="text-align: center;"> <p>11. ....</p>  </div> <div style="text-align: center;"> <p>12. ....</p>  </div> </div> <div style="display: flex; justify-content: space-around; align-items: center; margin-top: 20px;"> <div style="text-align: center;"> <p>13. ....</p>  </div> <div style="text-align: center;"> <p>14. ....</p>  </div> </div>
2	<p>(E) پاسخ درست داخل پرانتز را انتخاب کنید.</p> <p>15. It is half past one. It's one ..... (thirteen – three – thirty)</p> <p>16. Does your sister ..... her hands before lunch? (speak – wash – call)</p>

4	<p style="text-align: right;"><b>نکات دستوری (Structure)</b></p> <p style="text-align: right;">(F) پاسخ صحیح داخل پرانتز را انتخاب کنید.</p> <p>17. Is Mr. Mohseni ..... English? (teach – teaches – teaching)</p> <p>18. There aren't many ..... in the box. (glass – dresses – bus)</p> <p>19. Are those ..... notebooks? (Mr. Taban – Mr. Taban's – he's)</p> <p>20. That ..... is cleaning the blackboard. (boys – farmers - woman )</p> <p>21. Ali's brother ..... English well. (study – studies – studying)</p> <p>22. These girls have scarfs in ..... hands. (her – their – she)</p> <p>23. Her mother and father don't live ..... Hormozgan. (at – in – on)</p> <p>24. How many students ..... there in your school last year? (are – was – were)</p>
4	<p style="text-align: right;">(G) با توجه به تصاویر داده شده ، به سوال های زیر پاسخ کامل بدهید.</p> <div style="display: flex; justify-content: space-around; align-items: center;"> <div style="text-align: center;">  <p>25. Where were they yesterday? .....</p> </div> <div style="text-align: center;">  <p>26. Is he a soldier? .....</p> </div> </div> <div style="display: flex; justify-content: space-around; align-items: center; margin-top: 20px;"> <div style="text-align: center;">  <p>27. What time is it? .....</p> </div> <div style="text-align: center;">  <p>28. What are they doing now? .....</p> </div> </div>
2	<p style="text-align: right;">(H) با هر گروه از کلمات زیر یک جمله ی کامل بنویسید.</p> <p>29. by bicycle – don't – to school – I – go . .....</p> <p>30. absent – all – last Monday – were – the boys? .....</p>
3	<p style="text-align: right;">(I) با معلومات خود جملات زیر را کامل کنید.</p> <p>31. What day ..... yesterday?</p> <p>32. Do you eat ..... at 8 o'clock? Yes, I do.</p> <p>33. I am not ..... TV now.</p> <p>34. Does our mother work in this library? Yes, ..... ..</p> <p>35. Mina's father says his ..... every day.</p>

5

درک مطلب (Reading)

(J) متن زیر را بخوانید و به سوالات زیر به صورت خواسته شده پاسخ دهید.

Hamid is a student. He studies English two days a week. He is practicing it now. He has one sister and two brothers. They are Mr. and Mrs. Hatami's children. They get up at five thirty every morning. They are drinking tea now.

36. What is Hamid? .....
37. How many sisters does Hamid have? .....
38. Do they get up at half past six? .....
39. Are they drinking tea now? .....
40. They are Mr. and Mrs. Ahmadi's children.      A) False                      B) True

2

(K) جملات زیر را به تصاویر مربوط وصل کنید.

41. That is Mrs. Tehrani's newspaper.

a)



42. That man is happy.

b)



43. She is writing English now.

c)



44. It's ten past ten.

d)



4

دیکته (Dictation)

(L) املای کامل کلمه های ناقص را در جای تعیین شده بنویسید.

Nima has a yel - -w ja-k-t.

45. ....

46. ....

This poli - - man is going to the of-i- -.

47. ....

48. ....

My fr - - nd eats breakfast at half past ei- -t.

49. ....

50. ....

There are many cla- -ro-ms in this pict- - - .

51. ....

52. ....

2

(M) نام هر تصویر را بنویسید.



53. ....

54. ....



55. ....

56. ....



1

تلفظ (Pronunciation)

(N) در هر گروه ، زیر کلمه ی ناهماهنگ از نظر تلفظ خط بکشید.

57. name – have – place – grade ( ..... )

58. they – mother – three - those ( ..... )

3

مکالمه (Conversation)

(O) مکالمه زیر را کامل کنید.

A: Hi, Hossein. How are you?

B: I ..... fine.

A: Do you ..... to school every morning?

B: No, I go ..... bus.

A: ..... is your school?

B: On Bahar Street.

A: ..... to see you.

B: Goodbye, ..... you tomorrow.